



National Marine Manufacturers Association

nmma.org

ECONOMIC SIGNIFICANCE OF RECREATIONAL BOATING IN MINNESOTA

CONGRESSIONAL DISTRICT 3

Number of Recreational Boats*	75,078
Recreational Boating Industry Businesses	77
Total Jobs	5,968
Annual Recreational Boating-Related Spending	\$322.3 MILLION





TOTAL ANNUAL ECONOMIC IMPACT OF RECREATIONAL BOATING:

\$758.6 MILLION

RECREATIONAL BOATS IN MN-3

TOTAL BOATS* ▶ **75,078**

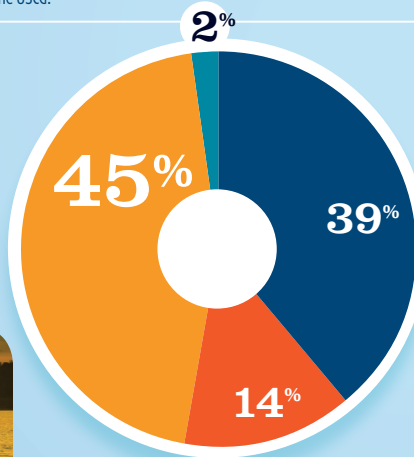
REGISTERED BOATS	75,078
Power boats	63,805
PWCs	8,580
Sailboats	2,655
Other Boats	38
HOUSEHOLDS PER BOAT	3.5



* Total boats are registered boats as reported by states to the USCG.

RECREATIONAL BOATING CREATES JOBS IN MN-3

TOTAL BOATING JOBS	▶ 957
Boat Building	-
Motor / Engine Mfg.	20
Accessory / Supplies Mfg.	430
Dealers / Wholesalers	133
Boat Services	374

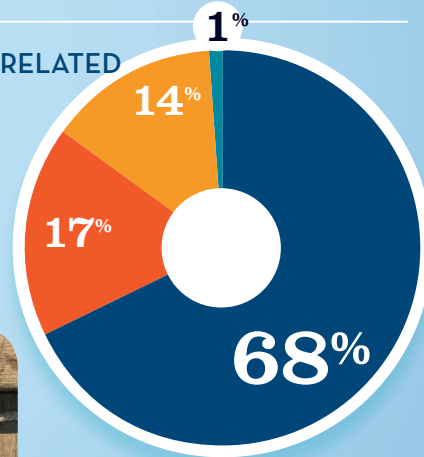


BOAT BUILDING †
MOTOR/ENG. MFG.
ACC./SUPPLIES MFG.
DLRS/WHOLESALERS
BOAT SERVICES
† 0%



RECREATIONAL BOATING-RELATED BUSINESSES IN MN-3

TOTAL BUSINESSES	▶ 77
Boat Building	-
Motor / Engine Mfg.	1
Accessory / Supplies Mfg.	11
Dealers / Wholesalers	13
Boat Services	52

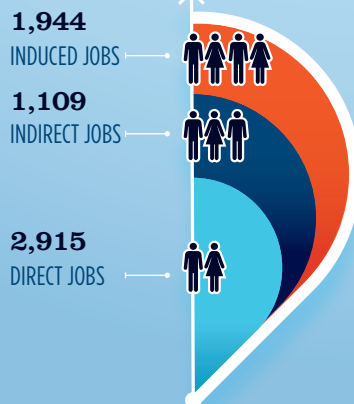


BOAT BUILDING †
MOTOR/ENG. MFG.
ACC./SUPPLIES MFG.
DLRS/WHOLESALERS
BOAT SERVICES
† 0%



ESTIMATED JOBS IMPACT OF RECREATIONAL BOATING-RELATED SPENDING IN MN-3

EST. TOTAL JOBS	▶ 5,968
EST. TOTAL LABOR INCOME	▶ \$247.2 MILLIONS
Est. Direct Income	\$100.0
Est. Indirect Income	\$62.1
Est. Induced Income	\$85.1



RECREATIONAL BOATING INDUSTRY SALES IN MN-3

Boat Building	\$0.0	\$0.0 MILLION
Motor / Engine Mfg.	\$11.8	\$11.8 MILLION
Accessory / Supplies Mfg.	\$110.8	\$110.8 MILLION
TOTAL MFG. SALES	▶ \$122.5	
Dealers / Wholesalers	\$65.0	\$65.0 MILLION
Boat Services	\$74.6	\$74.6 MILLION
TOTAL RETAIL & SERVICES SALES	▶ \$139.6	

BOAT BUILDING
MOTOR/ENG. MFG.
ACC./SUPPLIES MFG.
DLRS/WHOLESALERS
BOAT SERVICES